

END PANEL UPGRADES

ALLWOOD & EXTREME CONSTRUCTION END PANEL UPGRADES

- Matching Oak, Maple or Cherry veneer plywood finished exterior end panels
- Interior is clear coat Birch veneer plywood
- Upgrade includes both left and right end panels

WOVEP	Wall cabinet upgrade
BOVEP	Base cabinet upgrade
TOVEP	Tall cabinet upgrade

PREMIER CONSTRUCTION END PANEL UPGRADES

- Matching Oak, Maple or Cherry veneer plywood finished exterior end panels
- Interior is clear coat Birch veneer plywood
- Upgrade includes both left and right end panels

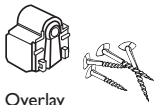
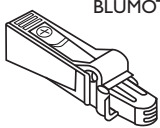
WPEP	Wall cabinet upgrade
BPEP	Base cabinet upgrade
TPEP	Tall cabinet upgrade

DOVETAIL DRAWER UPGRADES

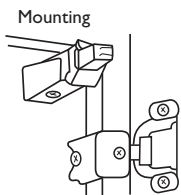
- Nominal 3/4" thick (19mm) solid Beech hardwood with dovetail joints available for AW Allwood and PR Premier construction series
- Drawer bottoms are 3/16" thick (5mm) multi-ply hardwood Birch plywood inserted into dado in front, back and sides
- Drawer bottoms are glued and stapled
- Full access undermount drawer guide features:
 - + Vertical drawer adjustment on drawer guide bottom behind drawer front
 - + Self adjust in rear mounting brackets
 - + Built-in stop, self closing and stay closed feature
 - + 75lb rated load capacity
- Available in 24", 21" and 18" deep cabinets
- * Automatically comes with soft-close (SC) action for 100lb rated load capacity

DDU All standard drawer box sizes
*LDDU Lower two deep drawers in DB30 & DB36 cabinets

BLUMOTION



Partial Overlay
Spacer and Screws



Mounting

SOFT-CLOSE DOOR DAMPENER UPGRADE

- Adjustable smooth door closure provided by soft-close technology.
- For Use with all standard reveal and full overlay door styles.
- Not for use in BEC24, all WEC's, and BTC12 cabinets.
- Not recommended for use in BRC33, BRC36, BSQC36 and CAR36 cabinets.
- One required per door except tall UC and PC doors require two per door on top and bottom.
- Includes mounting hardware and spacer to be used for standard reveal door styles only.
- Offered individually in poly bag for field installation only.
- Mounts on frame of cabinet on hinge side independent of hinge
- Available July 31, 2008

SCD Soft-close door